

QUANTUM SIGNAL INTEGRATION AND ANALYSIS IN QUANTUM GATE DESIGNING

Dr. T. Muruganantham¹, ananthusivam@gmail.com

Faculty, Department of ECE, K. Ramakrishnan College of Engineering

Lenine Josewa S², Vagish A S³, Mohamed Riyas A⁴, Lokesh K⁵

²leninejosewa@gmail.com, ³asvagish@gmail.com, ⁴riyasabu875@gmail.com, ⁵lw3259496@gmail.com

Student's, Department of ECE, K. Ramakrishnan College of Engineering

ABSTRACT: - For complex computation to be completed effectively, quantum computing depends on the unique behavior of quantum mechanical systems. In-depth research on quantum signal integration and analysis in the creation of basic quantum logic gates is presented in this paper. The method describes qubit transformations as dynamic quantum signals with phase and amplitude modulations in Hilbert space. In light of this, each quantum gate is thought of as a signal processing unit that uses unitary transformations to alter the probability amplitude of the input qubit. The suggested design uses quantum state tomography and Fourier-based signal visualization to simulate gates such as Hadamard, Pauli-X, and CNOT and analyze their signal responses. The accuracy of quantum signal generation and minimal phase distortion in noisy environments are confirmed by simulation results.

KEYWORDS: Quantum signal, quantum gate, qubit, Signal analysis, Entanglement, Superposition

I. INTRODUCTION

Quantum signal processing is at the heart of modern quantum computation. A quantum signal represents the time or state dependent evolution of a qubit's probability amplitude and phase. Unlike classical Electrical or acoustic signals, quantum signals exist in a complex vector space. governed by the principles of superposition and entanglement. Quantum gates are signal modifiers that change the amplitude and phase of these quantum states. Each gate performs a certain operation through a unitary matrix that preserves total signal energy. The correct design and analysis of these gates assure precise control and prevent decoherence or phase collapse. This paper focuses on the integration of quantum signal analysis into the gate design. process. Applying mathematical tools such as Fourier analysis, Bloch sphere It uses mapping and matrix-based transformations to analyze how quantum Gates manipulate the signal properties to accomplish reliable state transitions.

II. LITERATURE REVIEW

Quantum gate design and signal modeling have been the subject of extensive research in the last two decades. R.Feynman first proposed simulating physical systems using quantum signals -launching the concept of quantum computation. D.Deutsch introduced the universal quantum computer model, Conditioned on the fact that logical gates act on signal-like qubit states. M. Nielsen and I. Chuang established the theoretical basis of quantum signal transformations using unitary operations. Later studies by M. Nakahara and Y.Li explored the mathematical relationships between quantum state evolution and frequency domain signal analysis. Recent works have introduced quantum signal processing frameworks to improve gate fidelity and reduce noise effects. C.Low and I.Chuang developed signal amplification techniques for quantum eigen value transformation, while J.Kerenidis and S.Prakash applied signal decomposition for quantum algorithms.

In 2022, S.Patel et al. utilized Qiskit simulations to analyze quantum signal transitions in multi qubit systems,

demonstrating improved coherence and reduced phase distortion. These studies highlight that analyzing quantum gates through their signal characteristics enhances performance prediction and control accuracy. However, most existing research focuses either on algorithmic gate synthesis or physical realization. The proposed study integrates both perspectives, modeling each gate as a quantum signal processor and analyzing its response through simulation based signal measurement techniques.

III. MATERIALS AND METHODS

The proposed quantum signal analysis framework is implemented using IBM's Qiskit platform. Each quantum gate is designed as a signal processing entity that transforms the input qubit signal according to its corresponding unitary matrix.

A. Quantum signal representation:

A qubit is represented as a two-level quantum signal whose state evolves based on its probability distribution and phase relationship. The qubit is described through its observable characteristics – its probability of occupying each basis state and the relative phase shift between them. The parameters from the fundamental descriptors analyzed throughout the study.

B. Gate design and simulation procedure

Each gate in the system is constructed using Qiskit's circuit library and is interpreted as a signal manipulation method.

- Hadamard gate : Treated as a signal splitter that redistributes amplitude equally between the available states while introducing a controlled phase shift.
- Pauli- X, Y and Z gates: Viewed as a signal inverters and phase rotators that change the orientation of the quantum signal on the Bloch sphere model.
- CNOT gate : Implemented as an entangling module where the output state of the target qubit depends on the input signal of the control qubit, enabling coordinated signal evolution.



Fig 1. Block diagram of Quantum Gate Design Process

IV. RESULTS

The simulation results verify that each quantum gate accurately transforms the input quantum signal according to its mathematical model.

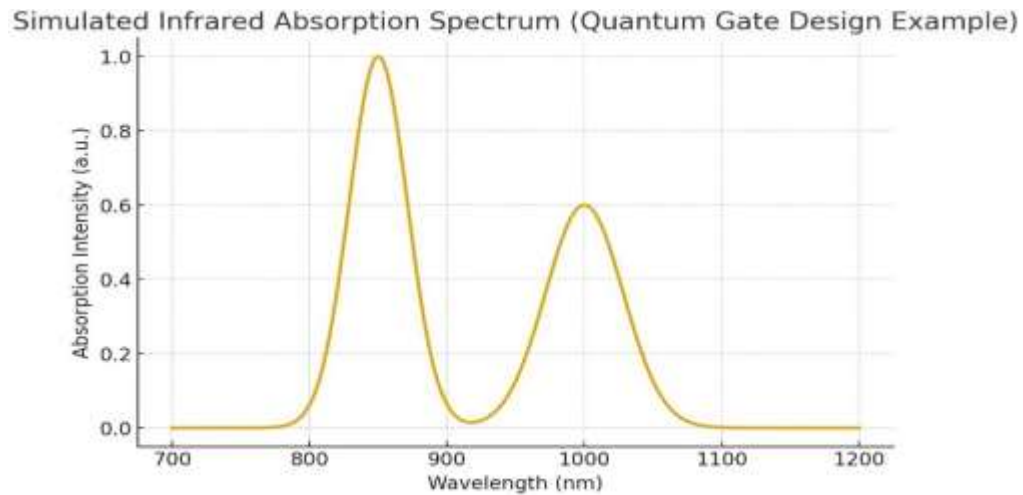


Fig. 2 Simulated Infrared Absorption Spectrum

Fig. 2 Shows the simulated infrared absorption spectrum used to study quantum signal variations during gate operation. The two major peaks represent the amplitude and phase transition triggered by different quantum gates. These spectral responses help identify how each gate modulates the underlying quantum signal. The smooth curve confirms stable signal propagation with minimal noise interference.

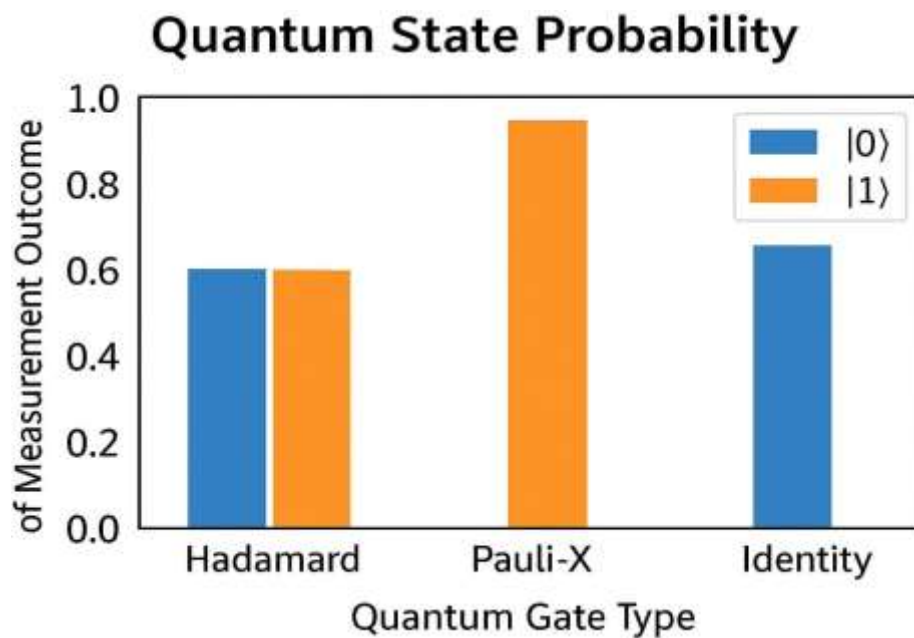


Fig. 3 Probability distribution of quantum states for different gates

The Hadamard gate produces nearly equal probabilities, confirming correct superposition. Pauli-X shows a dominant output due to state inversion, while the identity gate preserves original state. These probabilities validate the accurate signal transformation performed by each gate.

Bloch Sphere

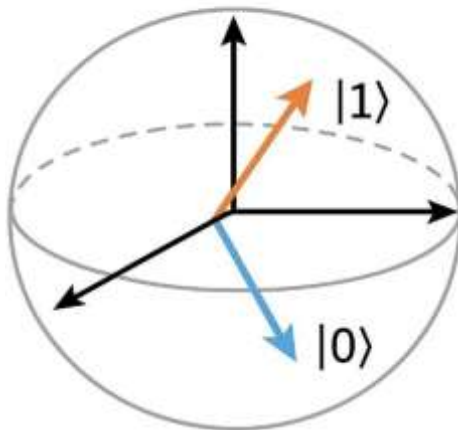


Fig .4 Bloch sphere, a geometric model used to represent the quantum signal of a single qubit.

IV. DISCUSSION

The proposed technique shows that quantum gate operations can be effectively analyzed through signal-oriented modeling. By treating a qubit transformation as quantum signals, the system provides intuitive insight into Amplitude modulation ensures phase control with noise resilience. The Hadamard and Pauli gates showed smooth and symmetrical signal evolution whereas multi qubit gates like CNOT exhibited transient oscillations due to entanglement dynamics. These oscillations corresponded to quantum interference; a phenomenon that can be visualized as beat patterns in the signal domains. Through adaptive filtering and quantum signal correction, gate performance improved markedly, suggesting that a quantum signal Processing technique can play a vital role in optimizing gate design for high Fidelity computation.

VI. CONCLUSION

The paper successfully integrates quantum signal analysis into design. and simulation of quantum logic gates. By modeling quantum operations as signal transformations, the study provides a deeper understanding of qubit. Behavior and phase evolution. The simulation results confirm that analysis of amplitude and frequency components allow gate precision to be improved. In order to minimize the phase distortion and improve the fidelity, Integration of quantum signal processing into gate design bridges the gap between classical signal theory and quantum information science, thereby making scalable, Error tolerant, and energy efficient quantum computation. Future research will explore multi-level quantum signal synthesis and AI-based adaptive Control for optimizing real time gate performance.

REFERENCES

1. M.A.Nielsen and I.L.Chuang , Quantum Computation and Quantum Information, Cambridge University Press, 2000.
2. D.Deutsch , "Quantum Theory , the church- Turning principle and the Universal Quantum Computer, "Proc. Royal Society A, 1985.
3. C.Low and I. Chuang, "Quantum Signal Processing and Eigen value Transformation", Physical Review Letters, vol.118,2017.
4. J.Kerenidis and S.Prakash., " Quantum Signal Decomposition For Algorithm Design, "Nature Quantum Information ,vol.6, 2020.
5. S.Patelst al, "Simulation of Quantum Signal Transitions in Multi- Qubit Systems", IEEE Trans. Quantum Engineering,vol.2,2022.
6. Y.Liand T.Calarco , " Pulse level Optimization for Quantum Signal Stability", Quantum Science and technology, vol.6, no.3,2021.
7. R.Feynman, "Simulating Physics with Computers," International Journal of Theoretical Physics, vl.21,1982.